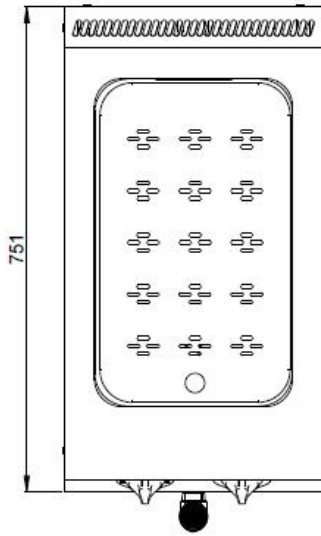
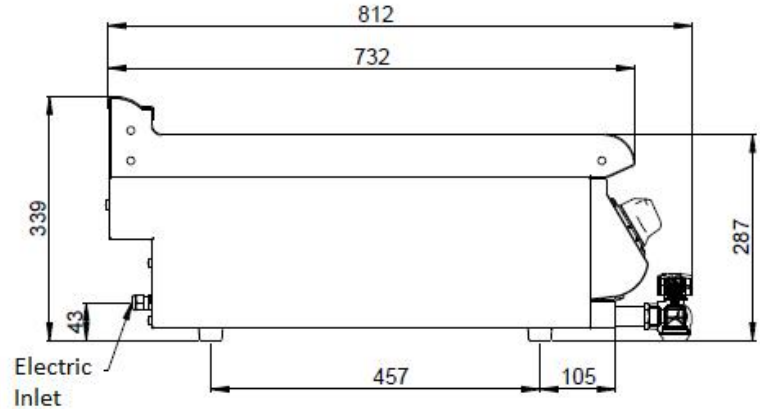
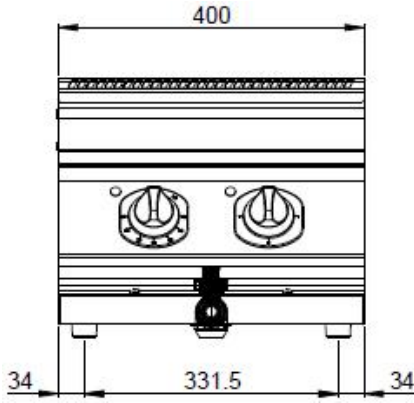


## 7BE10S

### ½ MODULE ELECTRIC COUNTER SOS BEINMARIE



## GENERAL FEATURES

- Bain Marie
- Perfect 700 line , 1/2 module, countertop,
- Body manufactured of 18/8 Cr-Ni satin-finished s/s sheet and the inner accessories of aluminized steel,
- S/s well suitable for inserting GN containers,
- Multi- step thermostat between 0-110°C and protection against overheating ,
- Main switch for supplying or stopping power to the bain marie,
- All kinds of electric control mechanisms in conformity with the international standards,
- Plastic feet.

## TECHNICAL SPECIFICATIONS

Total Power	1,5	kW
Electric Inlet	230	V
Cable cut	3x1,5	mm <sup>2</sup>
Palett + box measures	422x772x577	WxDxH