

Mod. SNR 40/2M P P S/P

FR2D121Q00021

**MAIN FEATURES**

External panels, back panel, doors and worktop in stainless steel (with Scotch-Brite satin finish)

External base in stainless steel

Inner in stainless steel with rounded corners

Cavity with central drain for discharge of washing water

Insulation in high density (42 kg/m³ approx.) expanded polyurethane, 50 mm thick, HCFC-free

Copper-aluminum evaporator with cathaphoresis anti-corrosion treatment

Painted iron condensing coil with high thermal output

Heating element in the door frame

Ergonomic handle throughout full width of door/drawer and magnetic seals on all four sides

Stainless steel feet Ø 2" with adjustable H 150÷200 mm

INTERNAL SETUP:

Snap-in type AISI 304 18/10 stainless steel slides and uprights, completely removable without the need of tools to facilitate cleaning

Every door compartment has one GN1/1 shelf

COOLING SYSTEM:

Evaporator with high-power fan to ensure maximum cooling system efficiency

Compressor and condenser that can be removed from above for simple and easy maintenance or replacement

Eco-friendly R134a refrigerant fluid for TN and R452A groups for BT units

Automatic condensation water evaporation device without electric power supply

Automatic evaporation of condensate via electric heating element on equipped counters models

CONTROLS AND SAFETY DEVICES:

Electronic telethermostat with temperature probes

Compressor protected by termic overload cut-out with automatic reset

VERSIONS / ACCESSORIES (OPTIONALS):

With working top

Without working top

Remote condensing unit

Water cooled condenser

Revolving castors

Locks

Mod. **SNR 40/2M P P S/P**

FR2D121Q00021

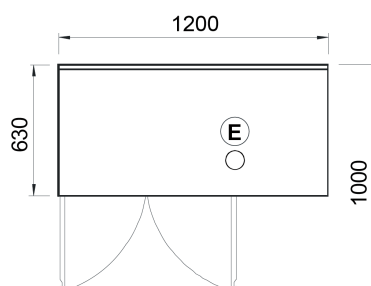
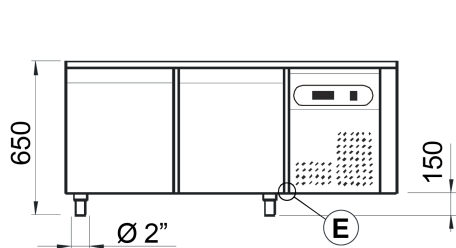
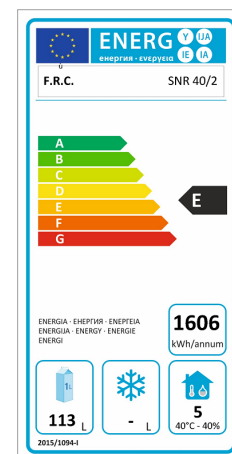
MODELLO:		SNR 40/2M P P S/P
NET WIDTH	mm	1200
NET DEPTH	mm	630
90° OPENING DOOR DEPTH	mm	1000
NET HEIGHT	mm	610
NET WEIGHT	Kg	85
PACKED WIDTH	mm	1275
PACKED DEPTH	mm	660
PACKED HEIGHT	mm	770
PACKED WEIGHT	Kg	98
PACKED VOLUME	m³	0.62
INSULATION THICKNESS	mm	50
N° OF COMPARTMENTS	n°	2
N° OF DOORS	n°	2
POWER SUPPLY		230/1/50
CAPACITY	Lt	140
PITCH	mm	80
LOADING CAPACITY n° TRAYS GN	n°	2
REFRIGERANT	gas	R134a
NOMINAL CURRENT	A	1.51
ABSORBED ELECTRICAL POWER	W	348
COOLING POWER	W	232
NOIS LEVEL	dB(A)	<70
CLIMATE CLASS		T
TEMPERATURE	°C	-2 +8

(*) NT - Evap. Temperature -10°C / Cond. Temperature +45°C

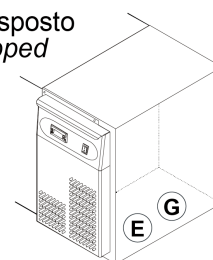
(*) BT-Cecomaf Evap. temperature-25°C/Cond. temperature +45°C

Mod. **SNR 40/2M P P S/P**

FR2D121Q00021



*predisposto
equipped*



E connessione elettrica
electrical connection

G connessione gas refrigerante
refrigerant gas connection