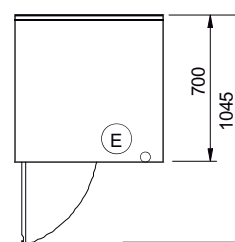
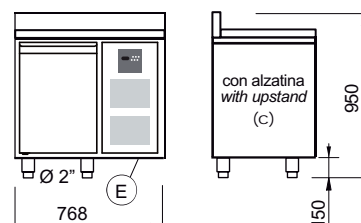
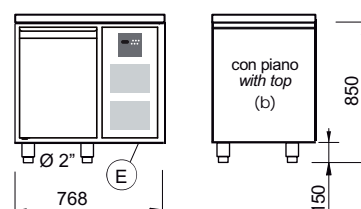
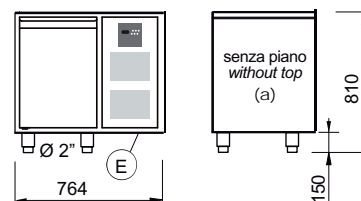


TAVOLI REFRIGERATI EVOLUTION1 EVOLUTION1 REFRIGERATED COUNTERS

Modello / model			1 GN	1 GN
Controllo / control			TR	TF
Profondità nominale Nominal Depth	P [D]	mm	700	700
Capacità tavolo refrigerato Chill counter capacity	l		108	108
Dimensioni senza piano Dimensions without top	LxPxH [WxDxH]	mm	764x675x810 (a)	
Dimensioni con piano Dimensions with top	LxPxH [WxDxH]	mm	768x700x850 (b)	
Dimensioni con alzatina Dimensions with upstand	LxPxH [WxDxH]	mm	768x700x950 (c)	
Profondità con porta 90° Depth with 90° door		mm	1045	1045
Porte Doors	n°		1	1
Classe climatica Climatic class			5	5
Temperatura di esercizio Operating temperature	°C		-2/+8	-20/-15
Refrigerante Refrigerant	gas		R134a	R404A
Capacità refrigerazione Refrigeration capacity	W		245 (*)	405 (°)
Alimentazione elettrica Electric power supply	V/~/Hz		230/1/50	
Assorbimento elettrico Max. absorbed current	W A		270 2,0	360 1,8
Dotazione interna Internal fittings	n°		1 griglia GN1/1 + 1 coppia guide 1 shelf GN1/1 + 1 pair of slides	
Passo tra le coppie guida Interstep	mm		60	60
Peso Weigh	netto net	kg	44 (a)	48 (a)
			60 (b)	64 (b)
			60 (c)	64 (c)
Dimensione imballo Packing dimensions	LxPxH [WxDxH]	mm	844x750x830 (a)	
			844x750x870 (b)	
			844x750x980 (c)	
Volume imballo Packing volume	m³		0,53 (a)	
			0,55 (b)	
			0,62 (c)	



(E) Connessione elettrica

TAVOLO PREDISPOSTO / EQUIPPED COUNTER

Capacità tavolo refrigerato Equipped counter capacity	l		108	108
Refrigerante Refrigerant	gas		R134a	R404A
Potenza refrigerante Refrigerant power	W		245 (*)	405 (°)
Assorbimento elettrico Max. absorbed current	W A		200 0,9	230 1,0
Peso Weigh	netto net	kg	35 (a)	35 (a)
			51 (b)	51 (b)
			51 (c)	51 (c)
Gruppo remoto Remote Unite	mod.		A	L
	cod.		990353	990362

(*) temp. evap. -10°C; temp. cond. +45°C

(°) temp. evap. -25°C; temp. cond. +45°C