


VALTEK DIGI

Electronic Technology for Creamy Ice Cream

Valtek DIGI is a batch freezer which will convince you that electronics are on your side.






Digital Control

of work process presented on a display provides immediate updates. The display shows notifications and diagnostics.




Beater Rotation Inverter

enables multiple mixing speeds for various types of ice creams (granita, sorbets, milk-based ice creams) and different quantities of the mixture in the cylinder. All Valtek DIGI XL batch freezers have the inverter fitted as standard, which ensures the smooth operation of the machine, thus producing better ice cream.




Rotation Speed Adjustment

enables stopping and continuing of extraction, which allows the user to decorate the extracted ice cream in a simple and convenient manner.



Flexible Cleaning Hose

It enables easy cleaning of the ice cream hopper, cylinder and extraction chute.



Program Selection

enables setting of the final temperature of ice cream, duration of ice cream production, and the final consistency of ice cream.



Self-Adjusting Beater

and scrapers ensure excellent mixing of ice cream mixture and complete extraction (and a clean cylinder when the ice cream extraction is completed).

VALTEK DIGI

Production capacities may vary depending on the mixture and temperatures.

MACHINE CAPACITY

	Quantity per cycle				Capacity per hour	
	ICE CREAM MIXTURE		ICE CREAM PRODUCED		ICE CREAM MIXTURE	ICE CREAM PRODUCED
	min	max	min	max	max kg/h	max l/h
DIGI 6/35	1,5	6	2,1	9	35	54
DIGI 9/55	2	9	2,8	13,2	55	75
DIGI 12/75	3	12	4,2	16,8	75	102
DIGI 16/100	4	15	5,6	23,8	100	138
DIGI 19XL/120	5	19	7	26,6	120	150
DIGI 23XL/140	6	23	8,4	32,2	140	180
DIGI 27XL/150	7	27	9,8	37,8	150	215

TECHNICAL SPECIFICATIONS

	ELECTRICAL CONNECTION L1, L2, L3, N, PE Volt / Hz / Ph	MIXER SPEED	POWER kW	CONDENSER	NET WEIGHT kg	DIMENSIONS (mm)			INVERTER	
						Height	Width	Depth	Serial	Optional
DIGI 6/35	400/50/3	2	4,1	water	225	1340	520	860	▪	▪
DIGI 9/55	400/50/3	2	7	water	260	1340	520	860	▪	▪
DIGI 12/75	400/50/3	2	8,5	water	290	1340	520	860	▪	▪
DIGI 16/100	400/50/3	2	10,5	water	315	1420	610	955	▪	▪
DIGI 19XL/120	400/50/3	Contin.	14,5	water	370	1420	610	955	▪	▪
DIGI 23XL/140	400/50/3	Contin.	16,3	water	450	1420	610	1055	▪	▪
DIGI 27XL/150	400/50/3	Contin.	20	water	520	1420	610	1155	▪	▪